

MYERS-BRIGGS TYPE INDICATOR® | STEP II™

PROFILE

Prepared for
JOAN SAMPLE

August 1, 2015

Interpreted by
Joe Trainer
XYZ
XYZ Ltd.

Developed by
Naomi L. Quenk, PhD
Jean M. Kummerow, PhD



CPP, Inc. | 800.624.1765 | www.cpp.com

Myers-Briggs Type Indicator® Step II™ Profile Copyright 2001, 2003, 2015 by Peter B. Myers and Katharine D. Myers. All rights reserved. Myers-Briggs Type Indicator, Myers-Briggs, MBTI, Step I, Step II, and the MBTI logo are trademarks or registered trademarks of The Myers & Briggs Foundation in the United States and other countries. The CPP logo is a trademark or registered trademark of CPP, Inc., in the United States and other countries.





Your Myers-Briggs® Step II™ Profile gives you information about your personality type based on your answers to the MBTI® assessment. It first indicates your Step I™ results—your reported four-letter type. Next it shows your Step II results—your expression of five facets for each of the four Step I preference pairs.

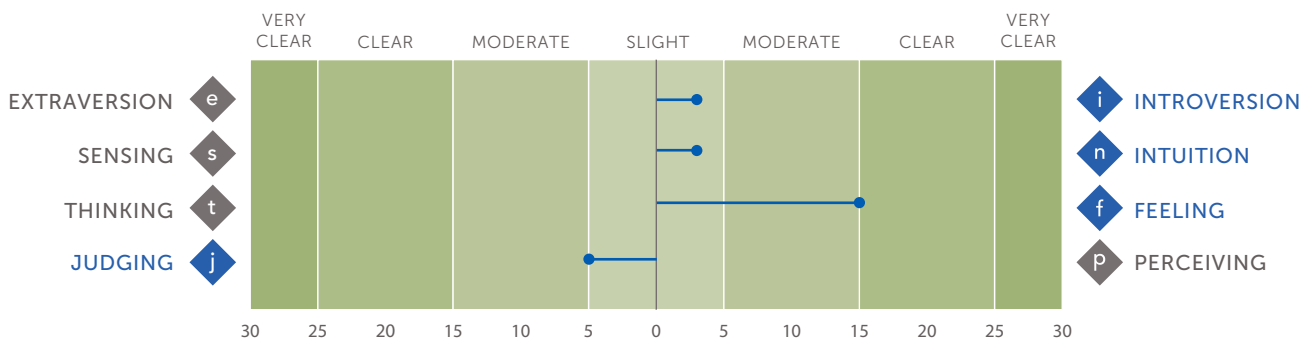
Your Step I™ Results

INFJs tend to be quietly forceful, intense, conscientious, and concerned for others. They work with perseverance and originality. They are often motivated by a larger purpose or mission they want to accomplish. They are respected for their clear convictions regarding how to serve the common good.

Your reported Myers-Briggs personality type
INFJ

Your preferences
Introversion | Intuition | Feeling | Judging

CLARITY OF YOUR PREFERENCES: INFJ



PCI RESULTS: INTROVERSION | 3 INTUITION | 3 FEELING | 15 JUDGING | 5

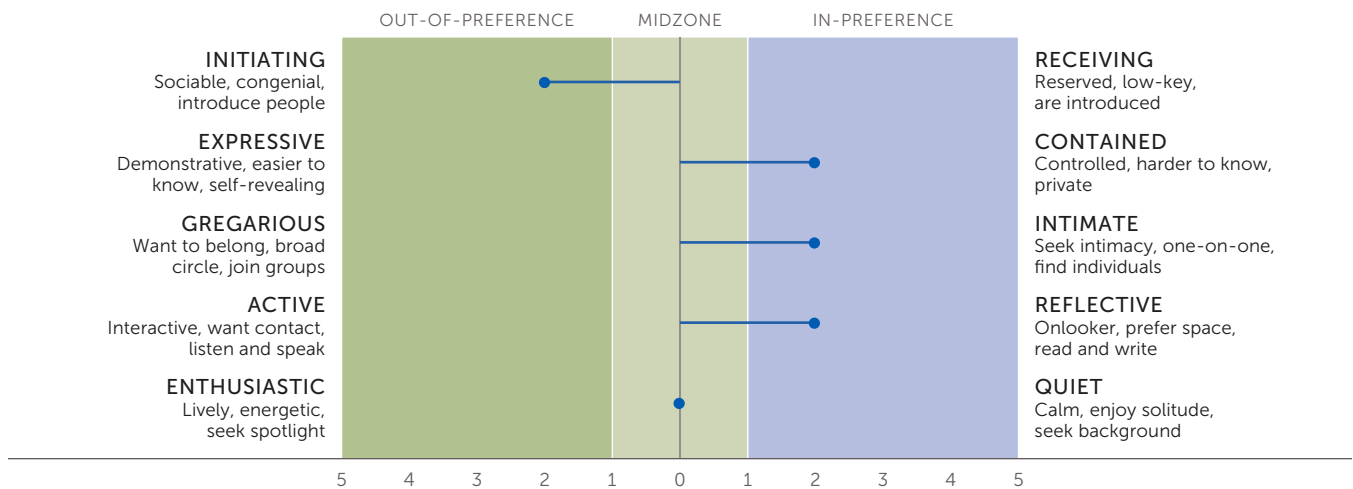
The length of the lines on the preference clarity index (pci) graph above shows how clearly or consistently you chose one preference over the other in each pair. The longer the line, the more often your answers indicated that preference, and the more likely it is that the MBTI assessment has accurately reflected your preference.

Your Step II™ Results

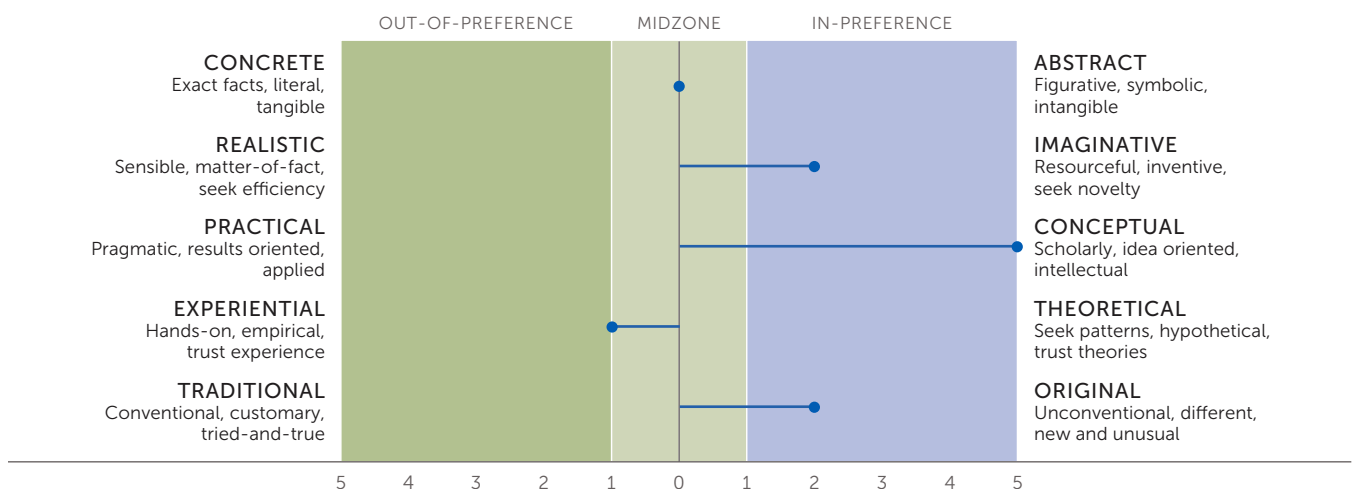
The graphs that follow show your Step II results—your expression of five facets for each of the Step I preference pairs. Be aware that a preference is broader than its facets and so your five facet scores do not add up to your Step I preference score.

The length of each line on the graphs shows how consistently you chose one facet pole over the other. The longer the line, the clearer your preference is for that pole. Scores of 2–5 that are on the same side as your Step I preference indicate *in-preference* results. Scores of 2–5 on the opposite side of your Step I preference indicate *out-of-preference* results. Scores of 0 and 1 are in the *midzone* and often mean a situational or muted use of either pole.

EXTRAVERSION  | **INTROVERSION** 
Directing energy toward the outer world of people and objects | Directing energy toward the inner world of experience and ideas



SENSING  | **INTUITION** 
Focusing on what can be perceived using the five senses | Focusing on perceiving patterns and interrelationships





PROFILE

MYERS-BRIGGS TYPE INDICATOR® | STEP II™

JOAN SAMPLE

INFJ | 4

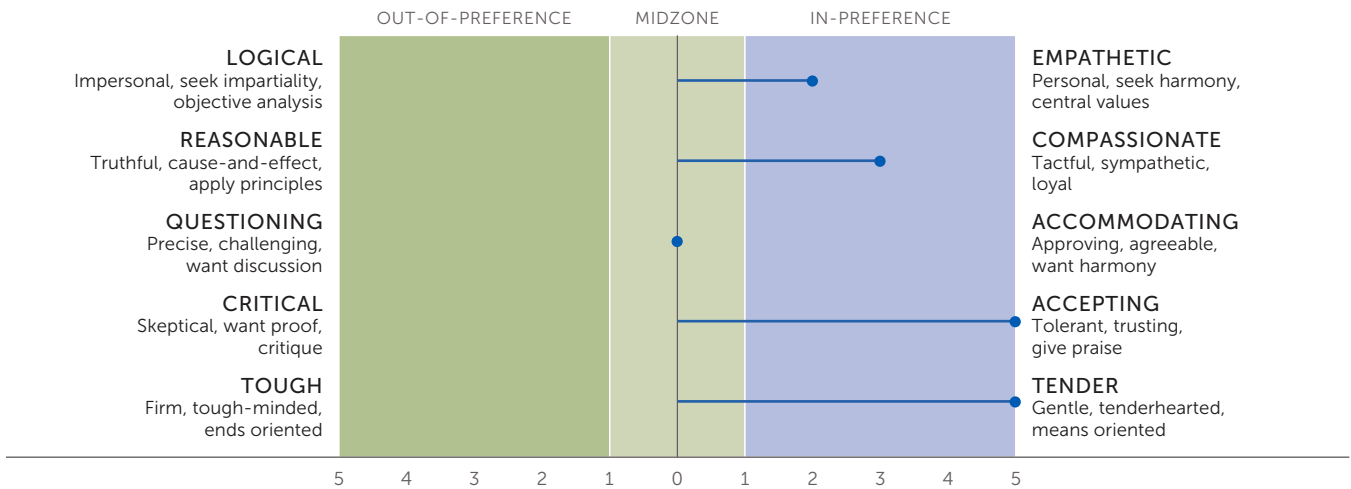
THINKING

Basing conclusions on logical analysis with a focus on objectivity



FEELING

Basing conclusions on personal or social values with a focus on harmony



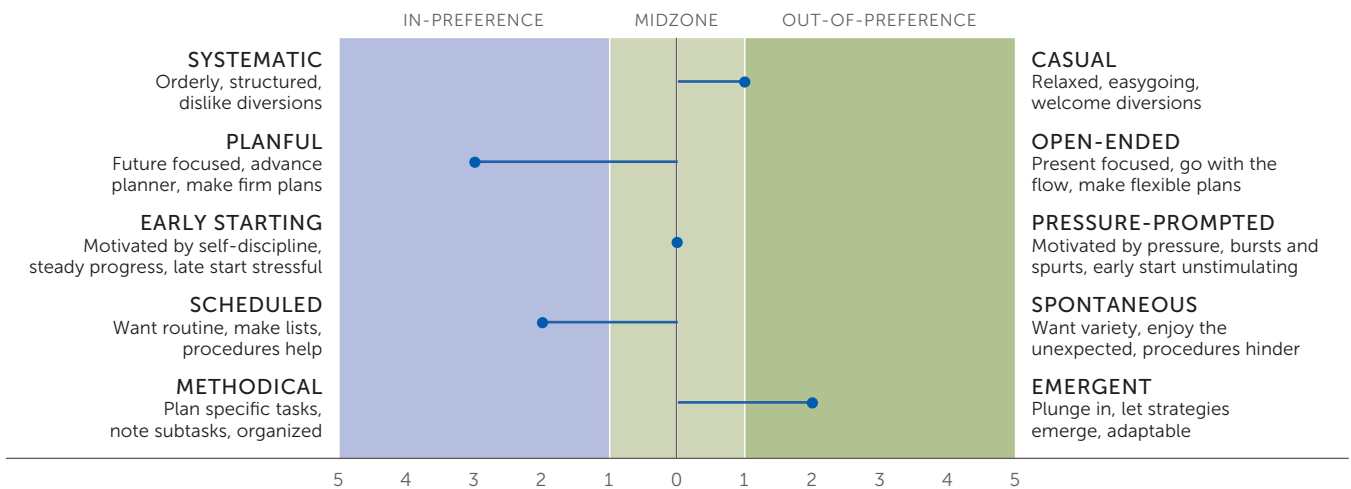
JUDGING

Preferring decisiveness and closure



PERCEIVING

Preferring flexibility and spontaneity



Interpreter's Summary

PREFERENCE CLARITY FOR REPORTED TYPE: INFJ

Introversion: Slight (3)

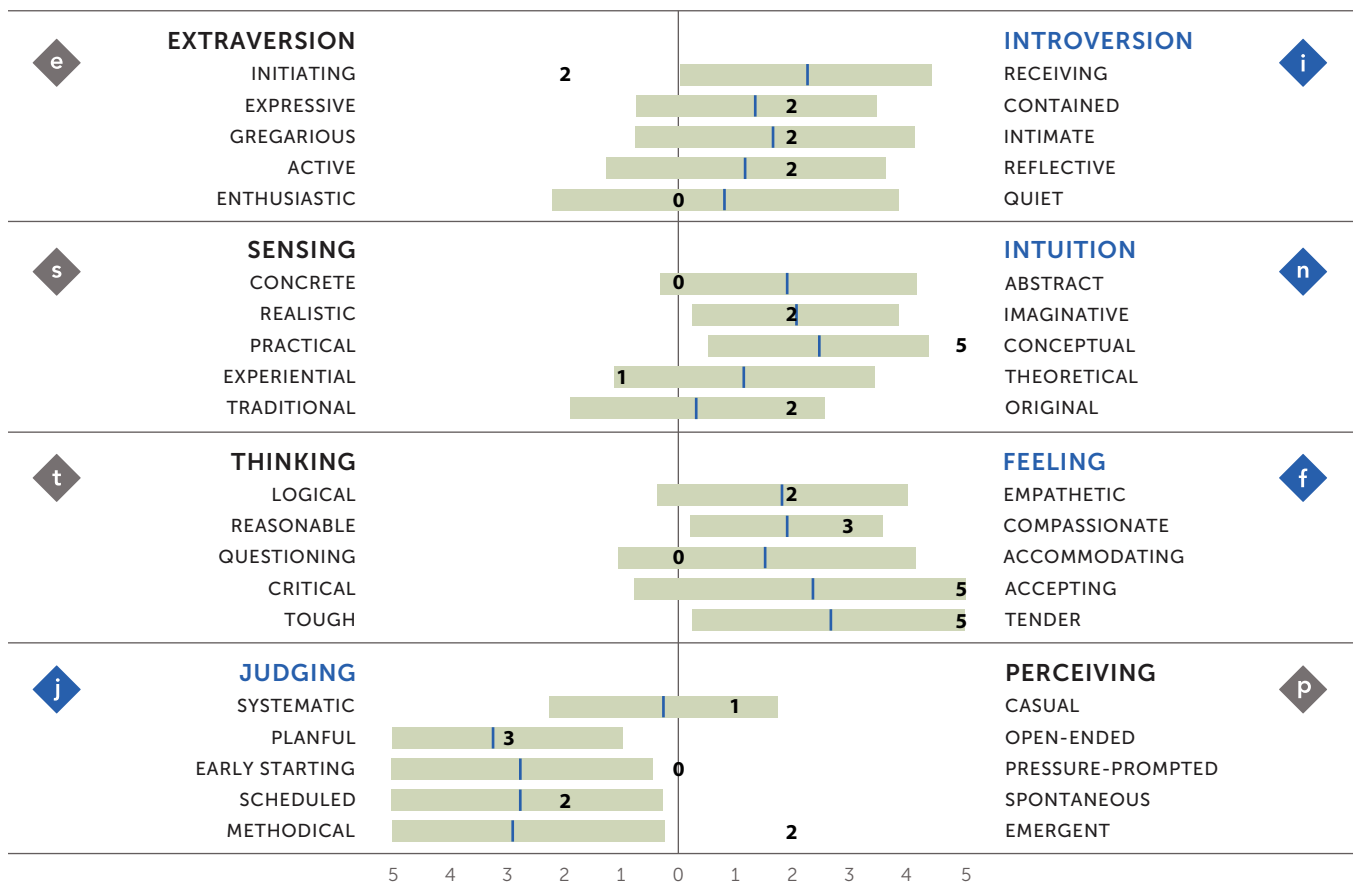
Intuition: Slight (3)

Feeling: Moderate (15)

Judging: Slight (5)

FACET SCORES AND THE AVERAGE RANGE OF SCORES FOR OTHER INFJs

The bars on the graph below show the average range of scores that occurred for the INFJs in the US national sample. The bars show scores that are -1 to +1 standard deviation from the mean. The vertical line in each bar shows INFJs' mean score. The bold numbers show the respondent's scores.



Polarity Index: 51

The polarity index, which ranges from 0 to 100, shows the consistency of a respondent's facet scores within a profile. Most adults score between 50 and 65, although higher indexes are common. An index that is below 45 means that the respondent has many scores in or near the midzone. This may be due to mature situational use of the facet, answering the questions randomly, lack of self-knowledge, or ambivalence about use of a facet. Some such profiles may be invalid.

Number of Omitted Responses: 0